

WARNING

AVOID EYE INJURY- Do not stare directly into beam or shine it directly into anyone's face. Doing so for more than a few seconds could cause retinal damage. Do not allow children to use LED lights unless under the supervision of an adult.



QUALITY GUARANTEE


This product is guaranteed against all defects in workmanship and materials for the original owner for one year from the date of purchase. Damage to or failure of the flashlight or any component thereof due to alteration, misuse, battery leakage or lack of maintenance will void any and all guarantees. Damage by leakage of batteries should be taken up with the manufacturer of the battery using their damage claim instructions. For any additional information call 1-800-255-6061.

All copyrighted and copyrightable materials, including, without limitation, the logo, design, text, graphics, pictures, copywriting and the selection and arrangement ("Materials") thereof are ALL RIGHTS RESERVED
Copyright © 2019 Alliance Sports Group L.P.

INTERNATIONAL PATENTS PENDING

NEBO

MYCRO™



user manual
item #6714

LIGHTING INSTRUCTIONS

The MYCRO features 2 power buttons, the Primary Mode Button and Turbo Mode Button.

Turbo Mode Button







- Press and hold for momentary Turbo activation. Release button to restore previous mode.

Primary Button

- Press 1x for HIGH
- Press 2x for MEDIUM
- Press 3x for LOW
- Press 4x for GREEN
- Press 5x for RED



Turbo Mode Button

Primary Button					Turbo Mode Button
					
HIGH 150 LUMENS • 1 Hour • 51 Meters	MEDIUM 50 LUMENS • 2 Hours • 31 Meters	LOW 15 LUMENS • 5 Hours • 18 Meters	GREEN • 40 Hours • 1 Meter	RED • 40 Hours • 1 Meter	TURBO MODE 400 LUMENS • 30 Seconds • 82 Meters

DIRECT-TO-LOW FEATURE

The MYCRO is also equipped with a Direct-to-Low feature, which will reverse the normal lighting sequence, starting with RED light, GREEN light, LOW, MEDIUM and HIGH. Press and hold the Primary Button from Off for 2 seconds to activate.

After light has been turned OFF, the MYCRO will default to the normal light cycle: HIGH, MEDIUM, LOW, GREEN and RED

MODE RECALL FEATURE

Mode Recall Feature remembers the last used light mode. If any light mode (except Turbo) is left on for more than 8 seconds, the next press of the Primary Button will turn the light OFF. When pressed again, the MYCRO will automatically recall the last used light mode. The normal light mode sequence (HIGH, MEDIUM, LOW, GREEN and RED) will begin upon the next press of the Primary Button, unless the Mode Recall Feature is again activated.

CHARGING INSTRUCTIONS

A Micro USB to USB charging cable is included to charge the MYCRO.

- Charging indicator will glow **RED** when battery is charging.
- Charging indicator will glow **GREEN** when battery is fully charged.



NOTE: Before using the MYCRO, it is best to fully charge the unit. (MYCRO should fully recharge in less than 2 hours)