



BACKYARD

---

MOSQUITO  
BAIT STATION

SKE-TUB-0001



Hello, and thank you for purchasing  
the Patio Mosquito Trap.

Skeeter Hawk is a full line of mosquito defense products with  
powerful mosquito control technology.

---

## FIERCE PROTECTION

### QUALITY GUARANTEE

This product is guaranteed against all defects in workmanship and materials for the original owner for one year from the date of purchase. Damage to or failure of the product or any component thereof due to alteration, misuse, battery leakage or lack of maintenance will void any and all guarantees.

**DATE OF PURCHASE:** \_\_\_\_\_ **PRODUCT SKU:** SKE-TUB-0001

Contact 800.255.6061 for product questions, assistance or warranty claims.

Register your warranty at:  
[www.SKEETER-HAWK.com](http://www.SKEETER-HAWK.com)

# BACKYARD MOSQUITO BAIT STATION

The BACKYARD MOSQUITO BAIT STATION utilizes pulsing UV LED technology for optimum attraction. Also equipped with a dusk-to-dawn sensor, the Bait Station will remain off during the day, thus preserving battery life. Once on, the UV light pulsates every 4 seconds to attract pesky mosquitoes and other flying insects inside where they consume the bait.

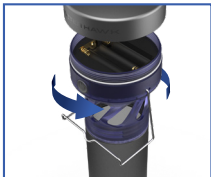
## FEATURES:

- Collapsible carry handle with hanging hook
- Sleek, signature ultraviolet enclosure enhances UV light output
- Attracts and controls mosquitoes and other flying insects






## BATTERY INSTALLATION



1. Unscrew the top of the UV light module to access the battery compartment.



2. Remove old batteries and dispose of properly. Insert 3 new AAA batteries as shown.



3. Reattach the top portion of the UV light module.


## BAIT STATION SET UP



1. Detach the bait station tube from the UV light module by turning counter-clockwise.



2. Remove plastic seal and fill to the Max Fill Line with water. Attach the Refill Cap.



3. Shake the tube until mixture is fully dissolved, then reattach tube to the UV light module.

*When the tube is empty (water and repellent mixture have reached the refill line), remove the tube from the UV light module and discard of properly. Save the UV light module and continue to use with our Replacement Bait Station Tube, SKE-ACC-0002.*

*As the Bait Station is used, some evaporation will occur. Refill with water to the max fill line, as needed. If crusting on top of the water occurs, the effectiveness has not diminished. This is a normal reaction to the yeast in the all-natural insecticide mix. If desired, you can place the included plastic cap back on the tube and shake the mixture.*

## OPERATION

1. Press the power button to turn the UV LEDs ON.

*UV light pulsates every 4 seconds when ON. The Backyard Mosquito Bait Station features a dusk-to-dawn sensor to keep the light from activating and wasting battery life during the day. The light will turn on again automatically once it is dark enough.*

2. Press the power button again to turn OFF.

## PLACEMENT

For an average sized backyard, place two Backyard Bait Stations in the yard stationed equidistant from each other.





Our extensive line of pest defense products helps provide fierce protection indoors, outdoors, and even on-the-go. Visit our website for full information.

T

## TRAPS




SKE-TRP-0001  
PATIO  
MOSQUITO TRAP



SKE-TRP-0002  
AREA  
MOSQUITO TRAP

Z

## ZAPPERS



SKE-ZAP-0001  
PERSONAL MOSQUITO  
ZAPPER & LANTERN



SKE-ZAP-0002  
PORTABLE  
MOSQUITO ZAPPER

## B BAIT STATION

YOUR PRODUCT



SKE-TUB-0001  
BACKYARD MOSQUITO  
BAIT STATION



SKE-ACC-0002  
REPLACEMENT BAIT  
STATION TUBES - 2 PACK

## R REPELLENTS



SKE-WER-0001  
MOSQUITO REPELLENT  
CARABINER



SKE-WER-0002  
MOSQUITO REPELLENT  
WRISTBAND



SKE-ACC-0001  
REPLACEMENT  
REPELLENT TABS - 2 PACK



[www.SKEETER-HAWK.com](http://www.SKEETER-HAWK.com)