

NEBO[®]

HIGH BRIGHT 9000

EXTREMELY BRIGHT UTILITY LIGHT



For more information, detailed video instructions, and warranty registration, visit NEBOLIGHTS.com.

PRODUCT GUARANTEE

If you experience a problem, please do not return to your local store. Contact our Customer Service team at **800-255-6061** or www.nebotools.com/contact

All copyrighted and copyrightable materials, including, without limitation, the logo, design, text, graphics, pictures, copy writing and the selection and arrangement ("Materials") thereof all ALL RIGHTS RESERVED
Copyright ©2021 Alliance Sports Group LP.


NOTE: This product has been tested and found to comply with the limits for a Class B digital device, pursuant to Part 15 of the FCC Rules. These limits are designed to provide reasonable protection against harmful interference in a residential installation. This product generates, uses and can radiate radio frequency energy and, if not installed and used in accordance with the instructions, may cause harmful interference to radio communications. However, there is no guarantee that interference will not occur in a particular installation. If the product does cause harmful interference to radio or television reception, which can be determined by turning the equipment off and on the user is encouraged to try to correct the interference by one or more of the following measures:

- Reorient or relocate the receiving antenna
- Increase the separation between the product and receiver
- Connect the product into an outlet on a circuit different from that to which the receiver is connected
- Consult the dealer or an experienced radio/TV technician for help

This device complies with Part 15 of the FCC Rules. Operation is subject to the following two conditions: (1) This device may not cause harmful interference, and (2) this device must accept any interference received, including interference that may cause undesired operation.

Changes or modifications not expressly approved by the party responsible for compliance could void the user's authority to operate the equipment.


1. INSTALL



Simply screw the High Bright 9000 into any standard 60w or greater, non-recessed light bulb socket.

NOTE: A commercially available socket extender (not included) can be used if necessary.

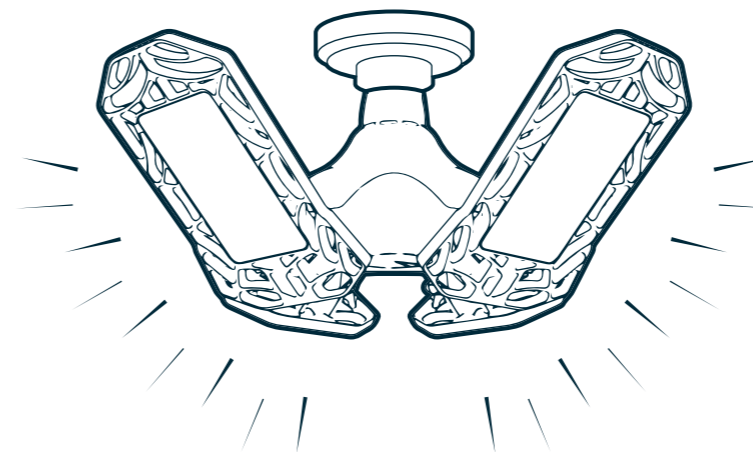
2. ADJUST



Adjust LED panels to direct light where you need it.

NOTE: Adjust panels prior to turning on. Panels get warm during use.

3. TURN ON



INDOOR USE ONLY

The High Bright 9000 is not rated for outdoor use. The unit should not be exposed to moisture or other outdoor elements.

NON-DIMMABLE

The High Bright 9000 is not dimmable and may not work properly in some dimmer circuits.

WARNING: This product contains high intensity LED devices. To prevent permanent eye damage, do not stare into the light beam at close range.

WARNING: Unit will get hot. Do NOT touch the High Bright 9000 while the unit is on.

WARNING: Not for use in sockets rated less than 60w.